

3


OXFORD

# EVALUATION PACK

Handwriting for  
New South Wales  
K-6

## HANDWRITING FOR NEW SOUTH WALES

Maree Williams



AVAILABLE FOR FOUNDATION & YEARS 1-6



OXFORD

## Developing the building blocks of handwriting

*Oxford Handwriting* is a comprehensive and engaging program designed to introduce and develop the fundamental skills of handwriting. It includes correct posture and grip models, opportunities to model and practise accurate letter formation and joining techniques, and activities to help every student develop a fluent, automatic handwriting style.

The *Oxford Handwriting* series features words from the *Oxford Wordlist* as well as themes and characters from *Oxford Reading for Comprehension*.

## Teaching support and resources

*Oxford Handwriting* offers complimentary teaching support via Oxford Owl, including:

- digital activities to support accurate and automatic formation of letters and numbers
- more than 100 activity sheets for consolidation and practice
- recording and assessment templates
- high-frequency words from the *Oxford Wordlist*.

For more information contact your local Oxford Education Consultant  
[www.oup.com.au/contact](http://www.oup.com.au/contact)  
 or call 1300 650 616

## What does *Oxford Handwriting* look like for Years K–2?



1

### Introduce

Use the online resources available via Oxford Owl to demonstrate the letter formation.



2


### Model

Using the online resources for your state on the interactive whiteboard, allow students to come up and model the correct technique by tracing the letter.

4

### Consolidate

Download the activity sheets from Oxford Owl for students to do further practice.



3

### Practise

Students work independently in their workbooks, practising the letter formation.



## Oxford Handwriting: NSW K–6



9780190312619



9780190312558



9780190312565



9780190312572



9780190312589



9780190312596



9780190312602

## Before you write

### Posture

#### Tracker Jack's Tips

Relax your arms like Tracker Jack. Let the chair support your back. Place your feet flat on the floor. Your writing will improve for sure.




### Paper position



Left-handed

Non-writing hand steadies the paper



Right-handed

### Pen or pencil grip



Left-handed

Hold your pen or pencil firmly between your thumb and index finger, balanced on your middle finger. (Not too tightly!)



Right-handed

#### Tracker Jack's Tips

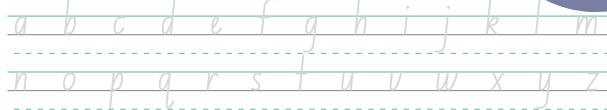
Left-handers may prefer to form some letters differently.



## Revision of NSW Foundation Print Script

### Printing letters and numerals

Trace the printed alphabet. Use different colours for the tall letters and those that descend below the baseline.



Print the tall letters that touch the dotted line **above** the black baseline.



Print the letters that go **below** the black baseline.



Print the remaining small letters that sit **on** the black baseline.



Trace and copy these numerals.



## Before you write

Before you write

OXFORD UNIVERSITY PRESS

OXFORD UNIVERSITY PRESS


Printing letters and numerals

5

Handwriting for New South Wales, Year 3

## Track your progress

Follow Tracker Jack and Maggie to find the source of the pollution.



## Track your progress

Track your progress

OXFORD UNIVERSITY PRESS

OXFORD UNIVERSITY PRESS

Track your progress

3

Handwriting for New South Wales, Year 3

Example  
page from

Handwriting for  
New South Wales  
Year 1

Trace and copy.

1 1 2 2 3 3

4 4 5 5 6 6

7 7 8 8 9 9

10 10

State-specific handwriting  
conventions

1 2 3 4 5 6 7 8 9

10 20 30 40 50

60 70 80 90 100



How well did you write?



Teacher

**Example  
page from**

Handwriting for  
New South Wales  
Year 1

Trace.

Pippa is very funny.  
She just likes the  
dress-up box with  
bright, crazy costumes.

The sentences above use all the letters of the alphabet except one.  
Write the alphabet below and circle the letter that was missing.



How well did you write?



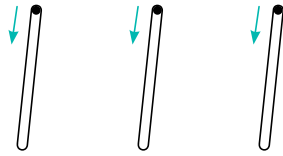

Teacher

Assessment

63

Example  
page from

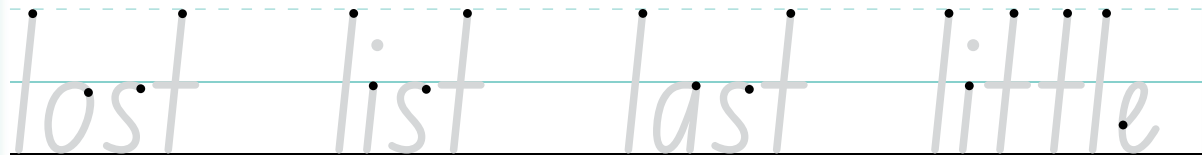
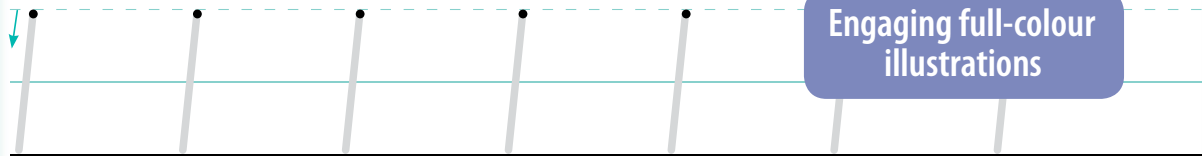
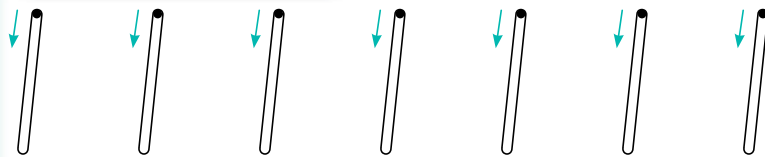
Handwriting for  
New South Wales  
Year 1



lion tamer



Engaging full-colour  
illustrations



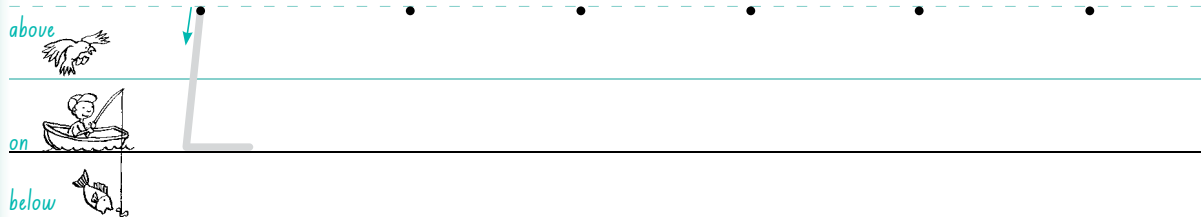
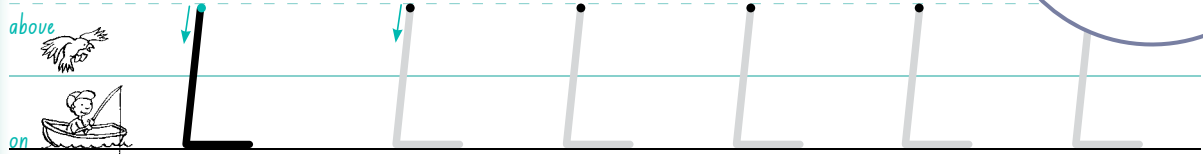
Legs climbing ladders |||





Example  
page from

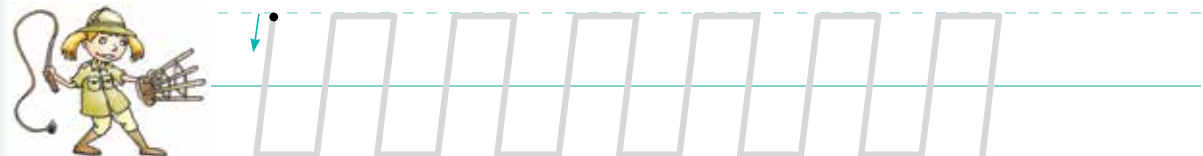
Handwriting for  
New South Wales  
Year 1



Little Liam lost his

lucky old football.

Fluency pattern

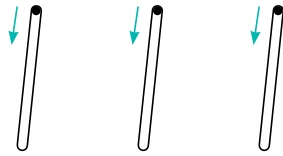
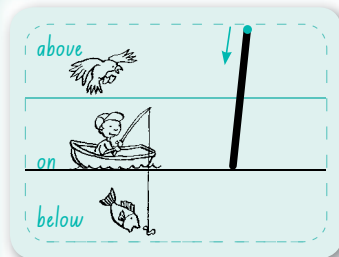


Downstroke letter group

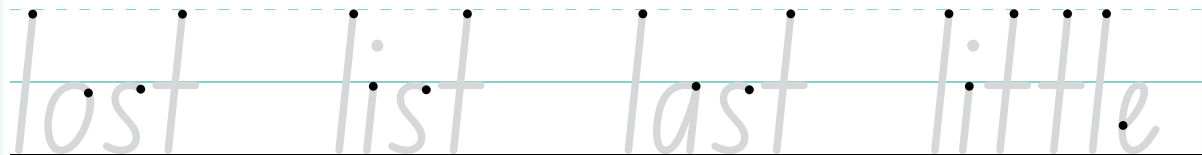

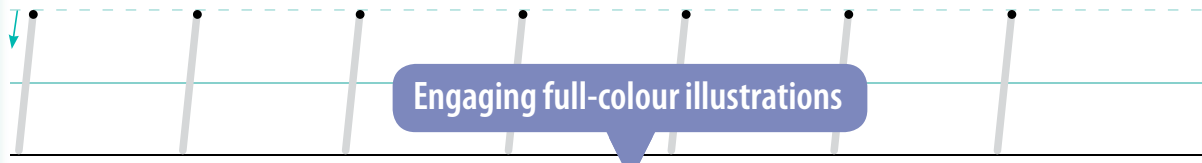
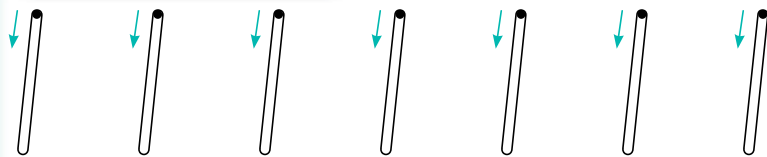
7

Example  
page from

Handwriting for  
New South Wales  
Year 3



lion tamer



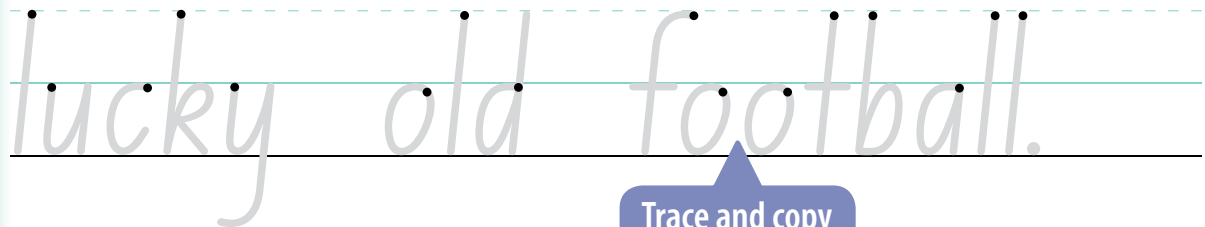

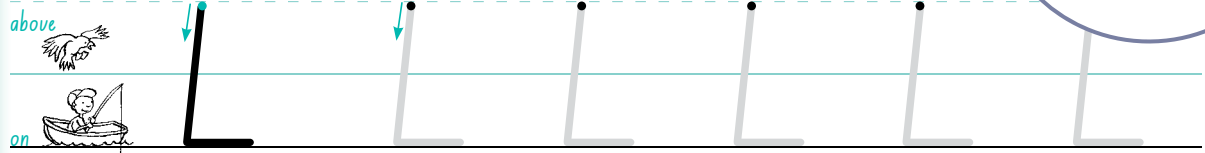
Legs climbing ladders !!!





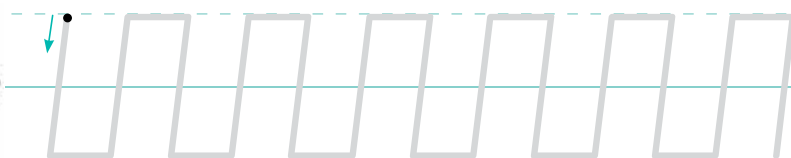
Example  
page from

Handwriting for  
New South Wales  
Year 3



Trace and copy

Fluency pattern



Downstroke letter group

7

**Example  
page from**

*Handwriting for  
New South Wales  
Year 3*

Numerals and punctuation marks



Characters and  
themes from  
*Oxford Reading  
for Comprehension*

*Practise writing these numerals.*

1 2 3 4 5 6 7 8 9 10

10 20 30 40 50 60 70 80 90 100

*Arrange each set of numerals by writing them in order from smallest to largest.*

25 16 47 89 43  
61 72 35 58 92

109 417 236 839  
754 628 381 598

**Example  
page from**

Handwriting for  
New South Wales  
Year 3

100

90

80

70

50

40

30

20

10

**Numbers**

Trace and copy these punctuation marks.

. . . full stop , , , comma

! ! ! exclamation mark ! ! !

? ? ? question mark ? ? ?

“ ” speech marks “ ”

Trace.

“Look at these penguins,” said Jack.

## Example page from

Handwriting for  
New South Wales  
Year 5

### Writing with speed

Work with a partner to time your writing.

#### Practice opportunities



#### Diver's pearls

Even when writing quickly, it is important to maintain legibility so that others can read your writing.

Write the word 'pearling' in cursive with fluency joins.  
How many times can you write the word in one minute?

☐

Prediction

☐

Actual number

pearling

If you printed, do you think the number would increase or decrease?  
Print the word 'pearling' as many times as you can in one minute.

☐

Prediction

☐

Actual number

pearling

When writing in capitals, do you think you write faster or slower?  
Write 'pearling' in capital letters to find out.

☐

Prediction

☐

Actual number

PEARLING

## Example page from

Handwriting for  
New South Wales  
Year 5

### Assessment: fluency joins

Rewrite these words, adding the fluency joins where necessary.

sisters      robbers      slept      scooped      both      space

Rewrite these words, adding the fluency joins from capital letters where possible.

Australian      Brazilian      Chinese      Dutch      English      French      German

Hungarian      Indian      Japanese      Kenyan      Lebanese      Maltese

Rewrite these words, adding all possible joins.

shopping → shopping

seven →

cobwebs →

because →

absent →

message →

happily →

principal →

sleepover →

split →

prepare →

suppose →

bubbles →

dressed →

#### Self-assessment

Assess your fluency joins.



☐ Lack-lustre performance



☐ Good display



☐ It's a pearler!

Teacher

Self-assessment opportunities

Assessment: fluency joins

19

Consolidation of fluency joins

Copy these sentences.

A glossary is an alphabetical collection or list of specialist terms and their meanings. The glossary below relates to the history of the pearling industry.

The meanings of the words in the box are listed below and on the next page.

- Write the words in the box beside their meanings.
- Copy the words and the meanings.



tender, oyster, cyclone, Mr Mikimoto,  
lugger, the bends, vulcanised



\_\_\_\_\_ : painful condition experienced often by divers; caused by too much nitrogen in the blood. This condition sometimes results in the death of the diver.

\_\_\_\_\_ : large boat used for pearling. It has two masts and two sails.

**Example  
page from**

Handwriting for  
New South Wales  
Year 5

\_\_\_\_\_ : violent wind and rain storm.

\_\_\_\_\_ : the person who helps and looks  
after the diver while they are under water.

\_\_\_\_\_ : considered the father of the  
cultured pearl industry.

\_\_\_\_\_ : strengthened material such as canvas.

\_\_\_\_\_ : irregular, rough shellfish with two  
parts. It is where a pearl is formed.





WEB [oup.com.au/handwriting](http://oup.com.au/handwriting)  
EMAIL [cs.au@oup.com](mailto:cs.au@oup.com)  
PHONE 1300 650 616  
Contact your local Oxford Education Consultant  
[oup.com.au/contact](http://oup.com.au/contact)